



NITOL MOTORS LTD

(SERVICE AND PARTS)



100 TONGI INDUSTRIAL AREA, GARZIPUR

SOFTWARE DOCUMENTARY (IT DIVISION)

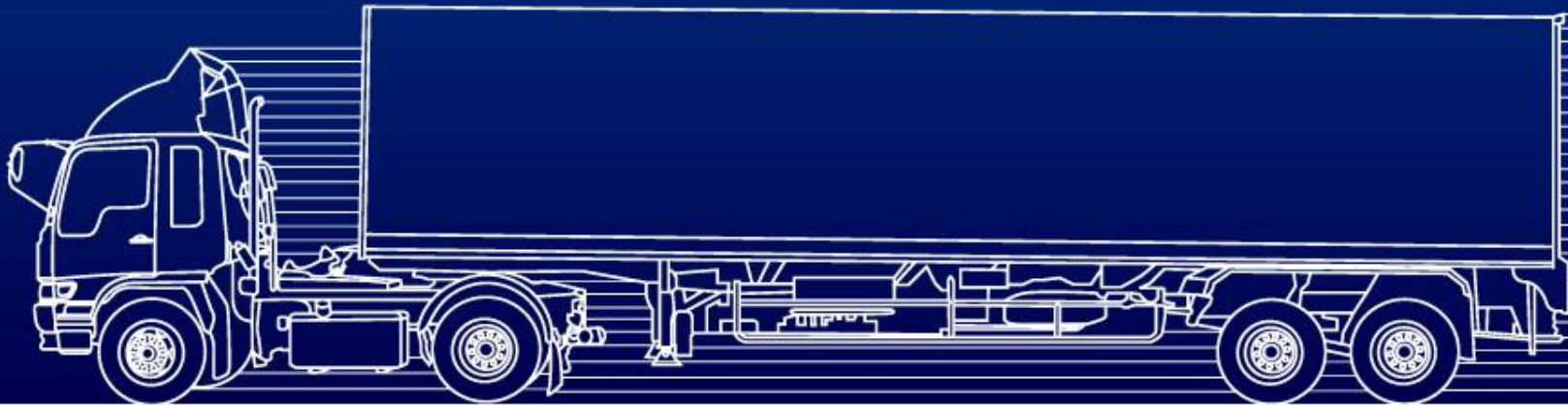
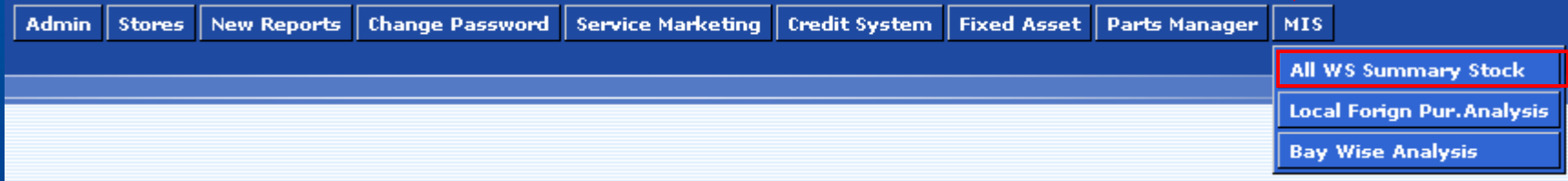
REF : IT CIRCULAR_REF_NML_SE_IT_SOFT_11032012_24

AGENDA

All Workshop Summary Stock



MIS – All Workshop Summary Stock



MIS – All Workshop Summary Stock

Summary Stock Statement All WS

Stock Statement

Show Report **Cancel**

After click on
"Show Report"

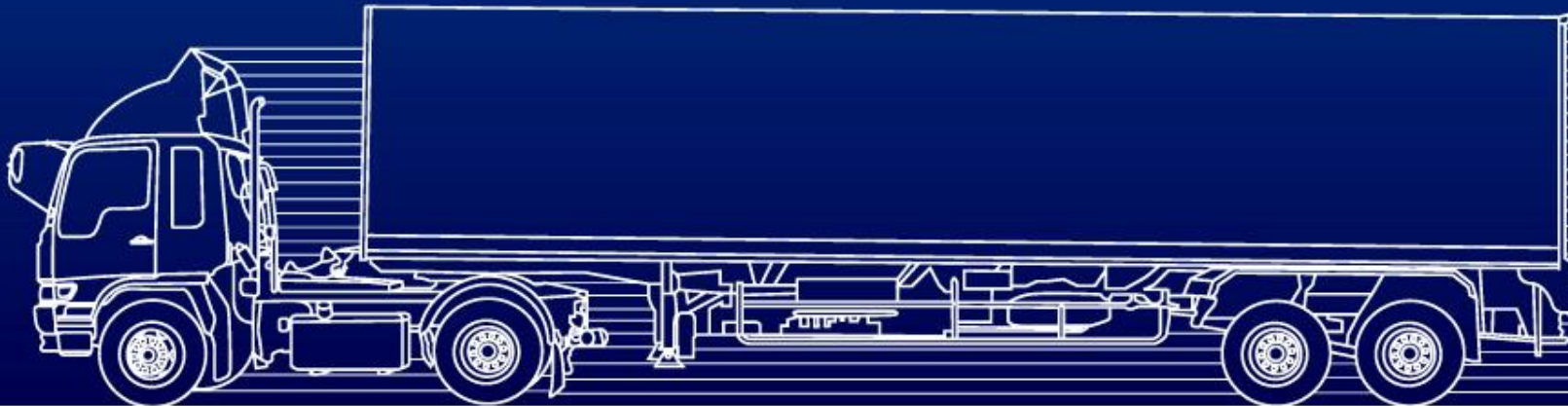
Last Two month Stock Statement

11-Mar-12 1:49:52 pm

Summary Stock Statement for All WS

** Without Lub & Tools Item

SL	Center Name	Current Month				Last Month			
		Op Value	Rcpt Value	Issue Value	Closing Value	Op Value	Rcpt Value	Issue Value	Closing Value
1	Madanpur	14778323	1389835	1212422	14955735	15566464	3125765	3907202	14,778,323
2	Bogra	6963326	1056005	651678	7367657	7462574	1617307	2107550	6,963,326
3	CoxBazar	3480553	55917	161130	3375341	3553047	366178	436403	3,480,553
4	Chittagong	14036084	13455641	14437643	13054081	15735600	1355275	3027811	14,036,084
5	Feni	3055947	390119	480504	2965562	2898863	1200636	1048919	3,055,947
6	Jessore	14265126	395435	939982	13720579	12618398	4038260	2428316	14,265,126
7	Rajshahi	5697613	17533	339812	5375334	5862506	741447	904813	5,697,613
8	Rangpur	8533339	274846	515177	8293007	9473145	902027	1827655	8,533,339
9	Sylhet	8550678	1723797	1869671	8404803	9634166	3563265	4644739	8,550,678
10	Tongi	61583313	6659800	15281353	52961761	56110259	27934435	22450102	61,583,313
11	NSW	4773371	107793	341533	4539631	4310305	1489586	1034642	4,773,371
12	Mouchak	5510089	357472	568319	5299243	5441892	2101889	2021277	5,510,089
13	Konabari	2136648	156921	195118	2098452	1686352	1020238	580841	2,136,648
		153,364,410.00	26,041,114.00	36,994,342.00	142,411,186.00	150,353,571.00	49,456,308.00	46,420,270.00	153,364,410.00



THANK YOU

